











# Water Meters

## Tips to Help Keep Your Water Meter Visible and Free From Damage

**Hughes Co. Rural Water District 2 wishes to remind customers that water meters need to be kept clear and accessible from obstructions at all times. Clear access to meters helps us to gather and provide accurate readings each month, conduct routine maintenance, make repairs, or turn water off and on.**

-  Do not bury or cover the meter with mulch, soil, gravel, or other materials.
-  Do not place anything on top of the meter such as ornaments, flower boxes, decorative rock, tools, garbage cans or other containers.
-  Trim any bushes, trees, plants, or tall grass and weeds that could block access to the cover or meter.
-  Ensure that any materials such as fencing or landscaping stones/walls do not block the cover or meter.
-  Avoid driving over or parking vehicles, trailers, or other equipment on or near the meter.
-  Use caution with the lawnmower! Damage can occur to both the meter can and the lawnmower.
-  Check meter can frequently. Remove fire ant beds and wasp/hornets or rodent nests. Also check for snakes.
-  During extreme cold when you cover meter with any materials to insulate the meter, remove those materials when freeze danger has passed.